

## Reach R-Li T 80

### Receiver-in-Canal Hearing Instrument

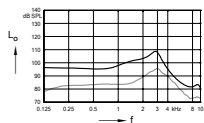
All data specified were determined under test conditions which comply with the Specifications of Hearing Aid Characteristics ANSI S3.22-2014.

Hearing aid test settings according to the test mode, selectable from the Connexx<sup>®</sup> fitting menu, configures the instrument for full-on gain, no compression and all adaptive signal analysis and processing turned off.

- Battery life stated is measured at 65 dB input and reference test gain.
- Actual battery life depends on the output level.
- Test performed with power sleeve 3.0 (S/M), earmold 3.0 (P), custom shell (HP).

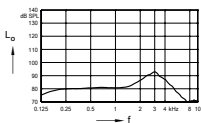
ANSI S3.22-2014 IEC 60118-0:2015		S Receiver 2 ccm coupler	M Receiver 2 ccm coupler	P Receiver 2 ccm coupler	HP Receiver 2 ccm coupler
Output	Peak OSPL 90	110 dB SPL	119 dB SPL	122 dB SPL	131 dB SPL
	HF - average OSPL 90	102 dB SPL	115 dB SPL	120 dB SPL	124 dB SPL
Full-on gain	Peak	46 dB	60 dB	65 dB	75 dB
	HF - average	38 dB	51 dB	61 dB	69 dB
	Reference test gain	25 dB	38 dB	43 dB	47 dB
Frequency range	Low frequency range	100 Hz	100 Hz	100 Hz	100 Hz
	High frequency range	10000 Hz	9500 Hz	7400 Hz	7700 Hz
Total harmonic distortion	500 Hz	1%	1%	1%	1%
	800 Hz	1%	1%	2%	2%
	1600 Hz	1%	1%	1%	1%
	3200 Hz	1%	1%	1%	1%
Equivalent input noise		16 dB SPL	16 dB SPL	14 dB SPL	15 dB SPL
HFA SPLITS ( left / right)		85 / 85 dB SPL	98 / 98 dB SPL	103 / 103 dB SPL	107 / 107 dB SPL
Latency		< 15 ms	< 15 ms	< 15 ms	< 15 ms
Battery runtime (without streaming)		up to 39 h	up to 39 h	up to 39 h	up to 39 h
Battery runtime (incl. 5h streaming)		up to 34 h	up to 34 h	up to 34 h	up to 34 h



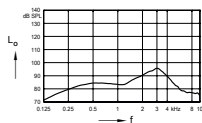
**S-Receiver****2 ccm coupler**

Max. Output sound pressure level  
( $L_p = 90$  dB)

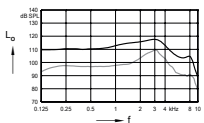
Full on gain  
( $L_i = 50$  dB)



Frequency response  
( $L_i = 60$  dB)

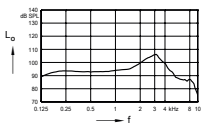


Inductive response  
( $H = 10$  mA/m)

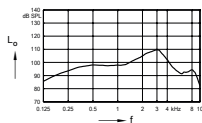
**M-Receiver****2 ccm coupler**

Max. Output sound pressure level  
( $L_p = 90$  dB)

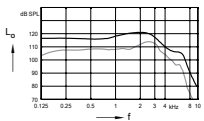
Full on gain  
( $L_i = 50$  dB)



Frequency response  
( $L_i = 60$  dB)

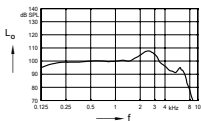


Inductive response  
( $H = 10$  mA/m)

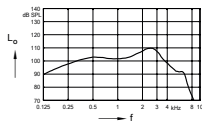
**P-Receiver****2 ccm coupler**

Max. Output sound pressure level  
( $L_p = 90$  dB)

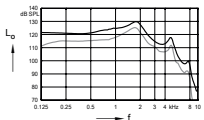
Full on gain  
( $L_i = 50$  dB)



Frequency response  
( $L_i = 60$  dB)

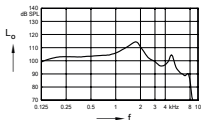


Inductive response  
( $H = 10$  mA/m)

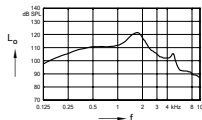
**HP-Receiver****2 ccm coupler**

Max. Output sound pressure level  
( $L_p = 90$  dB)

Full on gain  
( $L_i = 50$  dB)



Frequency response  
( $L_i = 60$  dB)



Inductive response  
( $H = 10$  mA/m)